

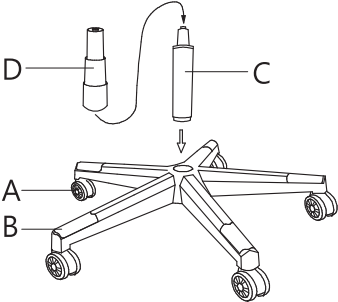
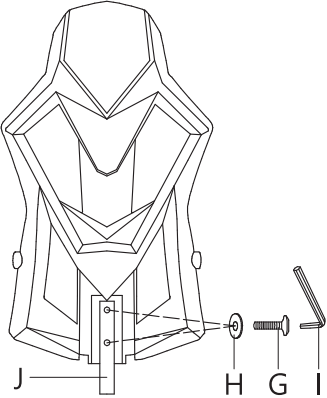
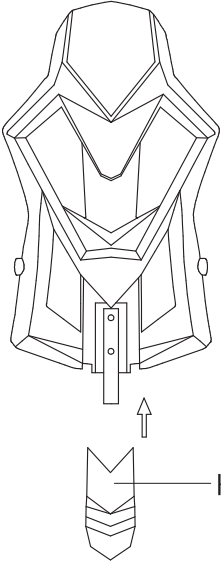
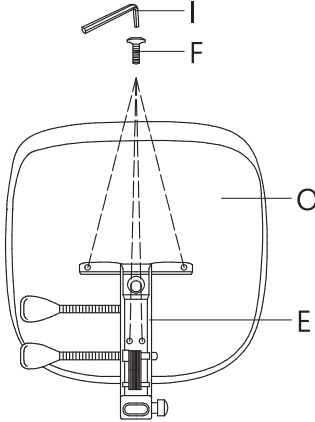
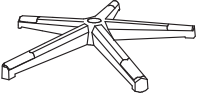





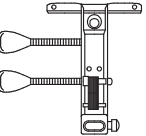
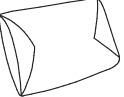
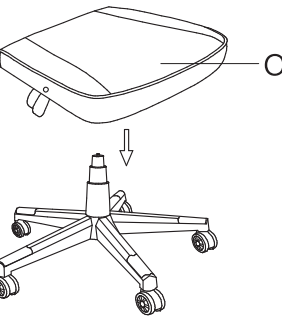
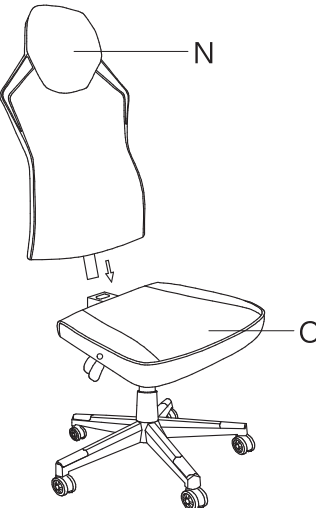
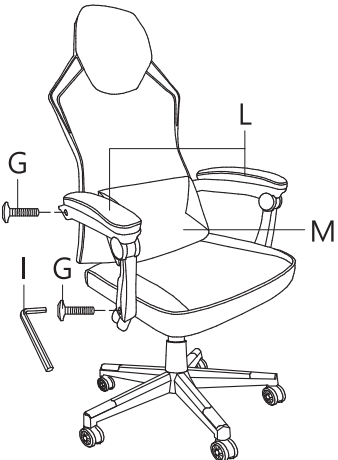
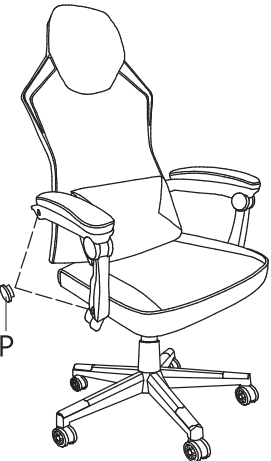

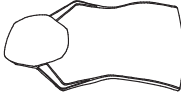
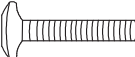
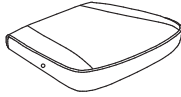




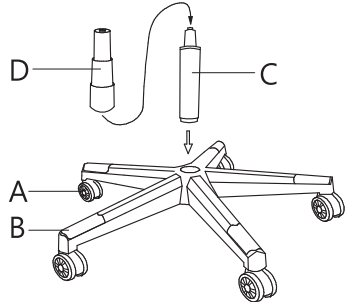
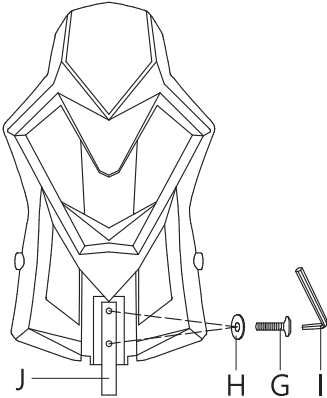
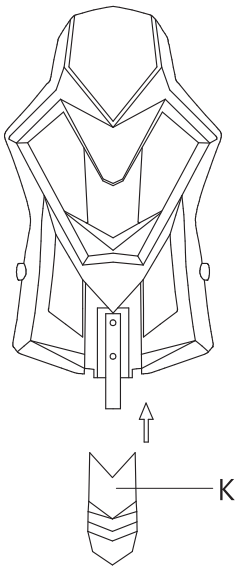
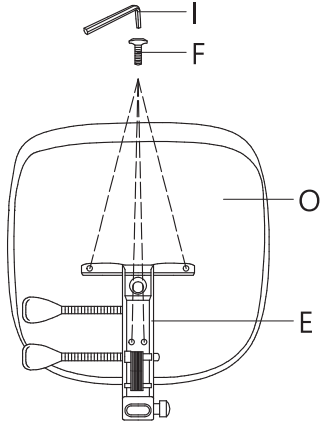
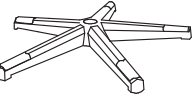





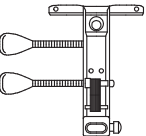
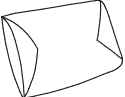
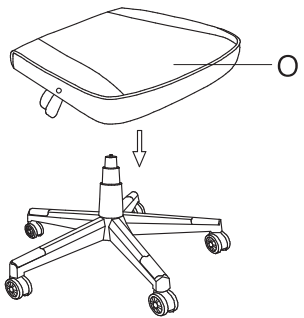
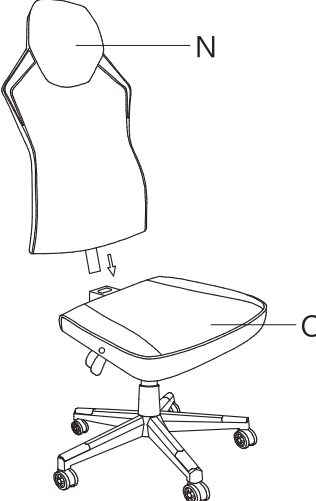
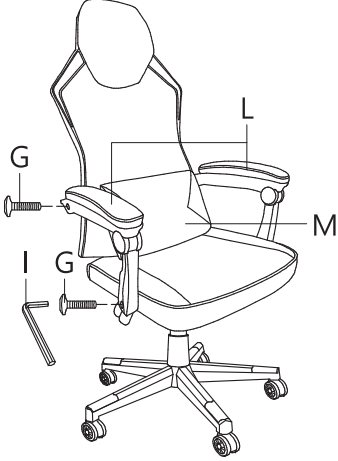
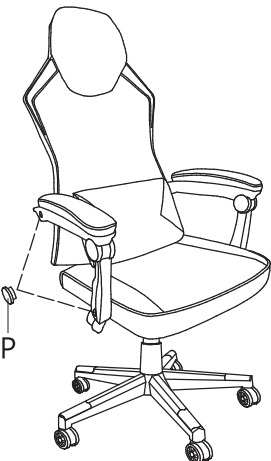
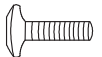
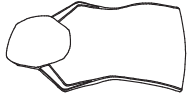
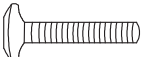




itek ASSEMBLE INSTRUCTION

<p>A×5</p> 	<p>I×1</p> 	<p>①</p> 	<p>②</p> 	<p>③</p> 	<p>④</p> 
<p>B×1</p> 	<p>J×1</p> 				
<p>C×1</p> 	<p>K×1</p> 				
<p>D×1</p> 	<p>L×1</p> 				
<p>E×1</p> 	<p>M×1</p> 	<p>⑤</p> 	<p>⑥</p> 	<p>⑦</p> 	<p>⑧</p> 
<p>F×4</p> 	<p>N×1</p> 				
<p>G×6</p> 	<p>O×1</p> 				
<p>H×2</p> 	<p>P×4</p> 				

itek Istruzioni per l'assemblaggio

<p>A×5</p> 	<p>I×1</p> 	<p>①</p> 	<p>②</p> 	<p>③</p> 	<p>④</p> 
<p>B×1</p> 	<p>J×1</p> 				
<p>C×1</p> 	<p>K×1</p> 				
<p>D×1</p> 	<p>L×1</p> 				
<p>E×1</p> 	<p>M×1</p> 	<p>⑤</p> 	<p>⑥</p> 	<p>⑦</p> 	<p>⑧</p> 
<p>F×4</p> 	<p>N×1</p> 				
<p>G×6</p> 	<p>O×1</p> 				
<p>H×2</p> 	<p>P×4</p> 